

AMT5500 QSG

Web CM

Your Router comes with an intuitive web user interface (UI) that allows you to easily configure its various features through a web browser such as Safari, Google Chrome.

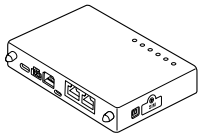
1. On your web browser, manually key in the wireless router's default IP address or enter the URL below.
 - Web CM URL: <http://am.webcm> (IP address: 192.168.225.1)
2. On the login page, key in the default user name and password.
 - User name: user, Password: 0000

User manual & Software download

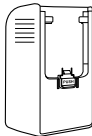
You can download user manual and latest software from the website below.

- Download URL: <http://amtel.co.jp/am-products/amt5500>

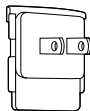
Unpacking



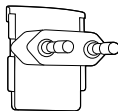
AMT5500



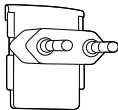
Adaptor



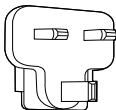
Plug
(For Japan, USA,
Vietnam, Thailand)



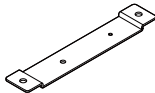
Plug
(For Korea)



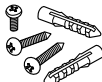
Plug
(For France, Germany,
Belgium, Netherlands, etc.)



Plug
(For England,
Malaysia)



Bracket
(Optional)



Anchors and screws
for the bracket
(Optional)